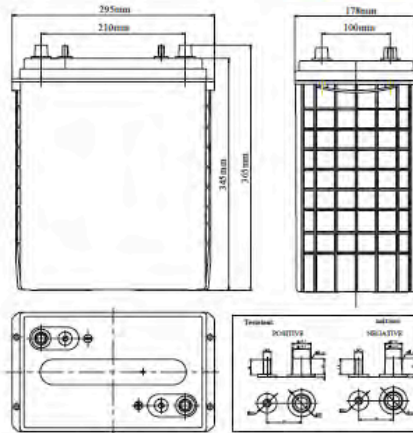


S6-370AGM

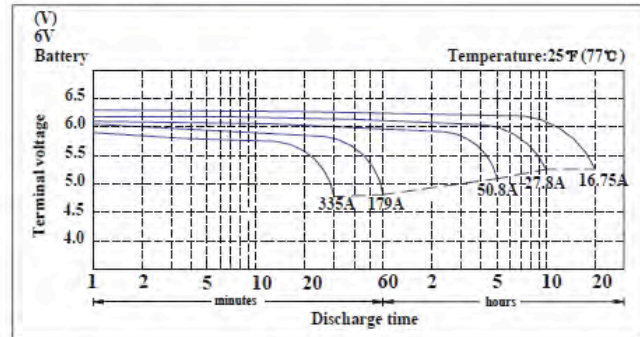
www.antusolar.cl
contacto@antusolar.cl



Specifications

Nominal Voltage		6V
Rated Capacity (20 hour rate)		335AH
Dimension	Total Height (with terminals)	365mm(14.37inches)
	Height	345mm(13.58inches)
	Length	295mm(11.61inches)
	Width	178mm(7.00inches)
Weight		Approx. 47.8kg (105.38lbs)

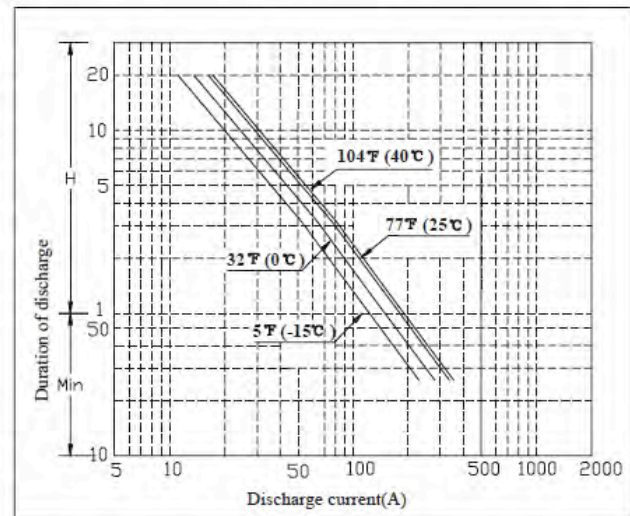
Discharge characteristics 77°F (25°C)



Characteristics

Capacity 77°F (25°C)	20 hour rate (16.75A to 5.25Volts)	335AH
	10 hour rate (27.8A to 5.25Volts)	278AH
	5 hour rate (50.8A to 5.1Volts)	254AH
Internal Resistance	Full charged 77°F (25°C)	1.6mΩ
Capacity affected by Temperature (20 hour rate)	104°F (40°C)	102%
	77°F (25°C)	100%
	32°F (0°C)	85%
	5°F (-15°C)	65%
Self-Discharge 77°F (25°C)	Capacity after 3 month storage	91%
	Capacity after 6 month storage	82%
	Capacity after 12 month storage	64%
Standard Terminal	DT	
Max. Discharge Current 77°F (25°C)	2000A (5s)	
Reserve Capacity (Minutes to 5.25V at 80°F (27°C))	@ 25Amps	695Min
	@ 75Amps	200Min
Charging (Constant Voltage)	Cycle	Initial Charging Current 67A Or Small 7.25V~7.45V/77°F (25°C)
	Float	6.8V~6.9V/77°F (25°C)

Duration of discharge vs. Discharge current



Constant Current Discharge Rating Amperes @ 77 °F (25°C)

Cut off voltage V/cell	30M	45M	1H	2H	3H	5H	8H	10H	12H	20H	24H
1.75V	279	206	170.5	94.8	70.2	49.2	33.7	27.80	23.77	16.75	14.50